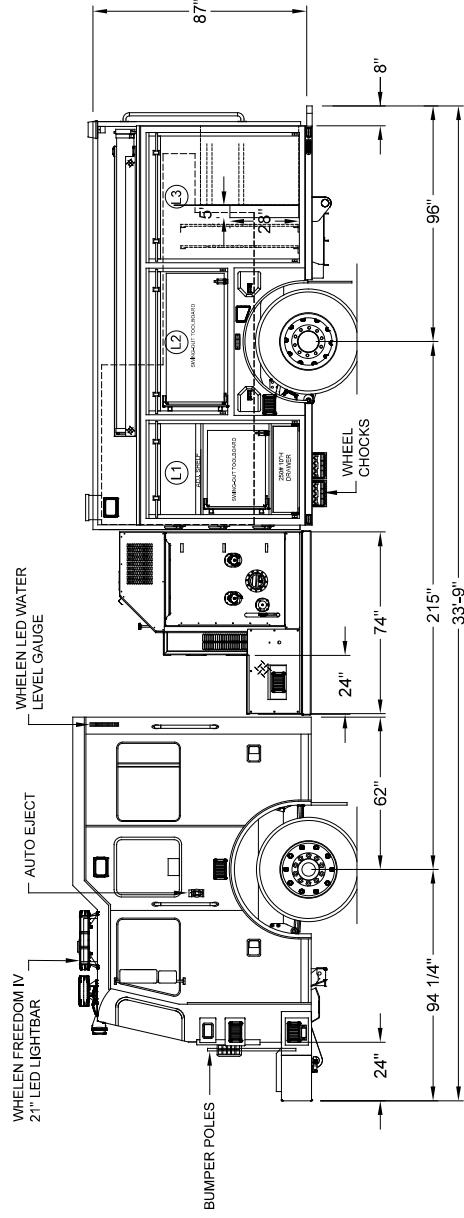
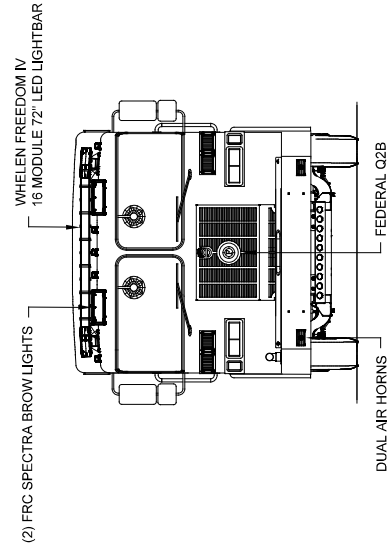
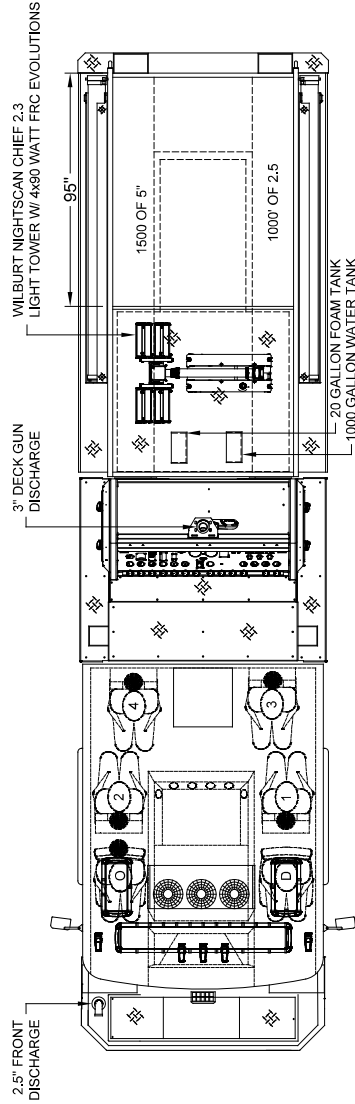


COMP	DOORS	OPENING DIMENSIONS	INSIDE DIMENSIONS	VOLUME
L1	ROLL-UP	34.5" W X 56.875" H	43.125" W X 86" H X 27.275" D	40.8 CU. FT.
L2	ROLL-UP	59.5" W X 56.25" H	62" W X 35.375" H X 27.275" D	26.6 CU. FT.
L3	ROLL-UP	47.875" W X 56.875" H	53.375" W X 86" H X 27.275" D	50.6 CU. FT.
COMP	DOORS	OPENING DIMENSIONS	INSIDE DIMENSIONS	VOLUME
R1	ROLL-UP	34.5" W X 56.875" H	43.125" W X 86" H X 27.275" D (10.5" d upper)	31.1 CU. FT.
R2	ROLL-UP	59.5" W X 56.25" H	62" W X 35.375" H X 10.5" D	13.3 CU. FT.
R3	ROLL-UP	47.875" W X 56.875" H	53.375" W X 86" H X 27.275" D (10.5" d upper)	38.5 CU. FT.
COMP	DOORS	OPENING DIMENSIONS	INSIDE DIMENSIONS	VOLUME
A1	ROLL-UP	37.875" W X 90.875" H	40.375" W X 40" H X 27.1875" D	25.4 CU. FT.
				TOTAL: 228.3 CU. FT.



CUSTOMER APPROVAL

NAME: _____
TITLE: _____
DATE: _____

IN THE EVENT OF A DISCREPANCY BETWEEN THE DIMENSIONS SHOWN ON THIS DRAWING AND THE DIMENSIONS SHOWN ON THE SUPPLIER'S DRAWINGS, THE DIMENSIONS SHOWN ON THE SUPPLIER'S DRAWINGS SHALL PREVAIL.

DRAWING IS FOR REFERENCE ONLY. SOME ITEMS PROPOSED MAY NOT BE SHOWN OR NOTED.

REV.	DESCRIPTION	DATE	BY
PRA	PRE-REVIEW SHOP ORDER	02/26/18	JM
REV.			

DRAWN BY: J. MORGAN
DATE: 03/02/18
MFG. FACILITY: DUBLIN

BELTING VOLUNTEER FIRE DEPARTMENT
BELTING, WV
CUSTOM PUMPER - S2ASST BODY
DWG. NO.: HS-0213

